

CONTROLLED POWER



POWER PALLET TRUCKS 1.6 - 3.0 TONNES



POWERFUL CHOICES

Ramp up your productivity with these innovative power pallets from Cat® Lift Trucks. High-powered and fast, but smoothly controllable, they're sure to boost your operation.






At the same time, they will reduce your total cost of operation (TCO). Their energy efficiency, durability, easy maintenance and safety all help to minimise expense.

There are 18 models and many extra equipment options to choose from. We'll find the ideal power pallet trucks for you:

- Whatever your internal transport need – from short shuttles to long distances
- Whatever your work environment – from production areas to warehouses and cross-docks
- Whatever your trucks do – from vehicle loading and unloading to carrying and order picking

Your expert Cat® lift truck dealer can match each truck's specification perfectly with its job. Together, we will add power to your business and maximise the return on your investment.

18 MODELS TO CHOOSE FROM

MODEL	CAPACITY (tonnes)	TYPE	MAX. SPEED (km/h)	
NPP16N3	1.6	Pedestrian	6.0	
NPP18N3	1.8	Pedestrian	6.0	
NPP20N3	2.0	Pedestrian	6.0	
NPP20N3R	2.0	Pedestrian/Platform	6.0	
NPP20N3E	2.0	Pedestrian	6.0	
NPV20N3	2.0	Platform	10.0 / 12.5*	
NPV25N3	2.5	Platform	10.0 / 12.5*	
NPF20N3R	2.0	Platform	10.0 / 12.5*	
NPF25N3R	2.5	Platform	10.0 / 12.5*	
NPF20N3S	2.0	Platform	10.0 / 12.5*	
NPF25N3S	2.5	Platform	10.0 / 12.5*	
NPV20N3D	2.0	Platform	10.0/12.5*	
NPF20N3DR	2.0	Platform	10.0/12.5*	
NPF20N3DS	2.0	Platform	10.0/12.5*	
NPR20N2	2.0	Stand-in	10.0 / 12.0*	
NPR30N2	3.0	Stand-in	9.0 / 12.0*	
NPS20N2	2.0	Sit-on	10.0 / 12.0*	
NPS30N2	3.0	Sit-on	9.0 / 12.0*	

(* Option)

WHATEVER YOU NEED

The Cat power pallet range covers:

- Nominal capacities from 1.6 to 3.0 tonnes
- Speeds up to 12.5 kilometres per hour (Depending on model choice)

From the smallest, lightest pedestrian model – easy to carry on a goods vehicle. To high-capacity, high-speed – but still highly compact – stand-in models.

Our **pedestrian power pallets** include one with a folding platform for occasional longer travel. Another has rising forks which lift to a comfortable height for loading and unloading. That means less strain on the operator.

Our **platform power pallets** come with foldable platforms or a choice of fixed platform designs. Their specifications are suited to different applications.

There are **platform double pallet handlers**. Their masts can carry two pallet loads at a time – one above the other.

Cat **stand-in and sit-on power pallet trucks** are more compact and easier to manoeuvre than platform trucks. They're a great option for increasing your storage density and speeding up your operation.

With our many **optional features**, we can fine-tune each truck for its application. That includes cold store modification of some models.

Lastly, we can **programme** each truck's performance characteristics according to the needs of your users and operation.

CONTENTS

PAGE

POWERFUL CHOICES	2
BOOST YOUR OUTPUT AND LOWER YOUR TCO	4
NPP16-20N3 PEDESTRIAN POWER	6
NPV/NPF20-25N3 PLATFORM POWER	8
NPV/NPF20N3D DOUBLE-LOAD PLATFORM POWER	10
NPR20-30N2 STAND-IN POWER	11
NPS20-30N2 SIT-ON POWER	12
EASY SERVICE ACCESS	13
DEALER SERVICES	14



BOOST YOUR OUTPUT AND LOWER YOUR TCO

You can increase profits by raising your productivity or lowering your total cost of operation (TCO). Cat power pallet trucks do both.

Their high power and speed are combined with control, precision, stability and safety. The result is a smooth, controllable feel – helping operators to work quickly but safely. That reduces the risk of injuries to personnel and damage to forks, loads and racking.

We take these advantages further with our trucks' compact, manoeuvrable design and ergonomic controls. Operators can complete tasks in less time. And you can narrow your aisles for extra storage density.


Our designers' close attention to ergonomics and comfort is vital to optimising operator performance. You will see it, for example, in the cleverly designed, user-friendly tiller arms of our pedestrian and platform power pallet trucks. For added safety, the tiller arms engage brakes automatically in various situations: when the tiller arm is released; when the tiller is fully raised or lowered; when changing travel direction; when releasing the accelerator; and when stopping on a ramp.

Our stand-in and sit-on power pallet trucks are controlled instead via an adjustable steering wheel and an armrest-mounted unit for drive and hydraulics.

Cat power pallet trucks will save you money by:

- Maximising the cost-efficiency of your storage space
- Avoiding accident-related expenses
- Using energy-efficient systems
- Offering energy-saving programme options
- Reducing maintenance costs with their robust construction, high-quality components and easy service access

In addition, you can choose between lithium-ion (Li-ion) and lead-acid batteries on all models. Li-ion offers greater battery efficiency, runtime and lifetime, along with minimal servicing needs. Meanwhile, its fast opportunity charging enables continuous operation without battery changes.





(Pictured far left, from top)
The revolutionary *ProRide+* system, on platform models like the **NPF20N3R**, optimises traction, damping and stability.

The **NPP16-20N3** models are ideal for loading and unloading.

Platform double pallet handlers **NPV/NPF20N3D** are also available.

Agile even in small spaces, the NPV/NPF range - including this **NPV20N3** - contains the market's shortest heavy-duty pallet trucks.

The **NPR20-30N2** stand-in trucks offer a short turning circle and optimal driver protection.

The **NPS20-30N2** sit-on trucks give maximum comfort in applications with greater transport distances where the operator is required to remain on the truck for long periods.

(Main picture)
The **NPP16-20N3** models are ideal for confined working areas.



DOWNLOAD
SPEC SHEET

NPP16-20N3

PEDESTRIAN POWER

IDEAL FOR EFFICIENT LOADING, UNLOADING AND SHUTTLE APPLICATIONS.

Taking most of the legwork out of pedestrian pallet handling, the NPP range is ideal for both horizontal movements and vehicle loading/unloading, with industry-leading performance that inspires confidence and boosts productivity in any application.

Operators will love the effortless comfort of the latest models' updated tiller arm along with the speedy acceleration and precise drive control. Fleet managers will appreciate the robust, water-resistant construction and low operating costs. Maintenance staff will adore the fast and easy access to critical components and the option to charge the truck without removing the battery.

And health and safety supervisors will be delighted by the extra stability of the linked suspension castor wheels and the option to slow the truck down for extra-smooth handling.

The **NPP16N3** is an ideal all-round machine for light handling applications and is small enough to be used on a mezzanine floor or transported in the back of a goods vehicle.

The **NPP18N3** and **NPP20N3** add greater capacity for heavier loads and more intensive work.

The **NPP20N3R** is equipped with a foldable platform for occasional use when driving over longer distances. The spacious platform of the **NPP20N3R**, with suspension for a comfortable ride, is easy to get on and off and also offers good ground clearance.

The **NPP20N3E** is equipped with lifting forks (735 mm height) that offer an ergonomic position for loading and unloading items with minimal physical strain.





(Pictured left) The **NPP20N3E** with lifting forks (735mm height).



(Pictured right) The latest ergonomic tiller arm is designed for simple, comfortable use and minimal fatigue. Its large controls are easy to reach and to operate, even when wearing gloves.

(Below) The full range line-up of **NPP16N3**, **NPP18N3**, **NPP20N3**, **NPP20N3E** and **NPP20N3R**.

OPTIONS INCLUDE*

- Lead-acid or fully integrated Li-ion battery
- Pallet entry/exit rollers
- Load backrest
- Multifunctional display including hour meter
- Cold store modification class III for environments down to -35°C
- Equipment holder for: A4-size list bracket, computer rack, bottle holder and pen holder
- Large lift/lower levers
- Single load wheels (standard on NPP16N3)
- Internal battery charger (except NPP20N3R)

* For a complete list of options, please contact your nearest dealer.

5 MODELS TO CHOOSE FROM

MODEL	CAPACITY (tonnes)	TYPE	MAX. SPEED (km/h)	VOLTS/ Ah
NPP16N3	1.6	Pedestrian	6.0	24 / 150
NPP18N3	1.8	Pedestrian	6.0	24 / 250
NPP20N3	2.0	Pedestrian	6.0	24 / 250-375
NPP20N3R	2.0	Pedestrian / stand-on	6.0	24 / 250-375
NPP20N3E	2.0	Pedestrian	6.0	24 / 150





DOWNLOAD
SPEC SHEET

NPV/NPF20-25N3 PLATFORM POWER

PROVIDING INNOVATIVE ANSWERS TO THE CHALLENGES OF LOADING/ UNLOADING, SHORT OR LONG TRANSPORT AND EVEN ORDER PICKING.

NPV/NPF platform power pallet trucks offer top-class productivity and comfort, with major engineering and design advances ensuring fast, confident and safe operation – whatever the conditions. Unprecedented solutions include the *ProRide+* system, which simultaneously maximises traction, damping and stability, even on slippery, wet or irregular surfaces and when cornering. The class-leading *emPower* ergonomic tiller head with user-friendly controls and a choice of steering technologies enables rapid, precisely controlled action.

Models are available with foldable or fixed platforms, 2.0 or 2.5 tonne load capacities and a choice of three chassis lengths. They can also be equipped for Li-ion or lead-acid battery use.

Folding platform versions **NPV20N3** and **NPV25N3**, featuring fold-up/fold-down protective side bars, excel in a variety of loading, unloading, cross-docking and internal transport tasks. Rear entry fixed platform versions **NPF20N3R** and **NPF25N3R** are similarly versatile, with options including automatic slowdown/stopping, for safety, if the operator's foot is outside the platform. Side entry fixed platform versions **NPF20N3S** and **NPF25N3S** are best suited to internal transport and order picking. While all NPV and NPF models have comfortable damping, the fixed platforms also offer optional electric adjustment according to the operator's weight and preference.

6 MODELS TO CHOOSE FROM

MODEL	CAPACITY (tonnes)	TYPE	MAX. SPEED (km/h)	VOLTS/ Ah
NPV20N3	2.0	Platform	10.0 / 12.5*	24 / 222 ¹ -600
NPV25N3	2.5	Platform	10.0 / 12.5*	24 / 222 ¹ -600
NPF20N3R	2.0	Platform	10.0 / 12.5*	24 / 222 ¹ -600
NPF25N3R	2.5	Platform	10.0 / 12.5*	24 / 222 ¹ -600
NPF20N3S	2.0	Platform	10.0 / 12.5*	24 / 222 ¹ -600
NPF25N3S	2.5	Platform	10.0 / 12.5*	24 / 222 ¹ -600

(* Option)

1) Shows Li-ion capacity - lead acid battery 240Ah

OPTIONS INCLUDE*

- Lead-acid or fully integrated Li-ion battery
- Power steering (standard on NPF; optional on NPV)
- Tiller up drive (on NPV)
- Increased drive speed
- Active Spin Reduction (ASR)
- Multifunctional display
- Electrically adjustable damping
- Load backrest
- Quick-release battery lock
- Battery rollers
- Cold store modification, 0 to -30°C

* For a complete list of options, please contact your nearest dealer.





(Main picture)

The **NPF20N3R** features this range's best-in-class *emPower* ergonomic tiller head (inset image), together with power-assisted *Comfort Steering* as standard.

(Pictured from top)

Steering choices include the tiller-type powered system, with short tiller arm, as seen on this **NPV20N3**.

This range features a market-leading lift height (220 mm) for easier working on ramps, as illustrated by this **NPF20N3R**.

The **NPF20/25N3S** models are best suited to internal transport and order picking.



DOWNLOAD
SPEC SHEET

NPV/NPF20N3D DOUBLE-LOAD PLATFORM POWER



WORK TWICE AS FAST BY CARRYING TWO PALLET LOADS AT A TIME. GREAT FOR INTENSIVE LORRY LOADING AND UNLOADING, CROSS-DOCKING AND INTERNAL TRANSPORT OVER ALL DISTANCES.

Operators can place one load on the straddle legs and another above it, on the forks. The double-loaded truck remains compact and highly manoeuvrable, even in tight spaces.

The **NPV20N3D** has a foldable platform, for switching between ride-on and pedestrian modes. Two fixed platform models give extra comfort and protection, with solid safety barriers around the operator compartment. Entry is from the rear on the **NPF20N3DR** or from the side on the **NPF20N3DS**.

Steering system choice and other advanced features are shared with the **NPV/NPF20-25N3** platform models on page 8.

3 MODELS TO CHOOSE FROM

MODEL	CAPACITY (tonnes)	TYPE	MAX. SPEED (km/h)	VOLTS/ Ah
NPV20N3D	2.0	Platform	10.0/12.5*	24 / 222 - 400
NPF20N3DR	2.0	Platform	10.0/12.5*	24 / 222 - 400
NPF20N3DS	2.0	Platform	10.0/12.5*	24 / 222 - 400

(* Option)

OPTIONS INCLUDE*

- Lead-acid or fully integrated Li-ion battery
- Power steering (standard on NPF, optional on NPV)
- Tiller up drive (on NPV)
- Increased drive speed
- Active Spin Reduction (ASR)
- Multifunctional display
- Electrically adjustable damping
- Overhead guard (standard on NPF with higher-lifting mast, optional on others)

- Load backrest
- Quick-release battery lock
- Battery rollers
- Cold store modification, 0 to -30°C

* For a complete list of options, please contact your nearest dealer.



DOWNLOAD
SPEC SHEET

NPR20-30N2 STAND-IN POWER

Compared to platform power pallets, **NPR20N2** and **NPR30N2** stand-in trucks are more compact and quicker to manoeuvre. Every operation is faster and smoother, and aisles can be narrowed for more efficient use of storage space.



DESIGNED FOR FAST INTERNAL TRANSPORT OF HEAVY AND LONG LOADS OVER LARGE DISTANCES, SHORT SHUTTLE RUNS AND ANYTHING IN BETWEEN.

Compact, rapid and highly manoeuvrable **NPR20N2** and **NPR30N2** trucks will boost your output, lower your costs and enable increased storage density. They are ideal for intensely demanding production, warehouse and cross-dock applications, including multi-shift operations.

With high power, ergonomic controls, small dimensions, great all-round vision and operator-enclosing protection, they move quickly and safely through narrow spaces. You can meet targets faster, with fewer trucks, less labour and reduced aisle widths.

2 MODELS TO CHOOSE FROM

MODEL	CAPACITY (tonnes)	TYPE	MAX. SPEED (km/h)	VOLTS/ Ah
NPR20N2	2.0	Stand-in	10.0/12.0*	24 / 375 - 775
NPR30N2	3.0	Stand-in	9.0/12.0*	24 / 375 - 775

(* Option)

OPTIONS INCLUDE*

- Lead-acid or fully integrated Li-ion battery
- Ergo forks trailing control
- 360-degree steering
- Increased drive speed
- Longer forks
- Multifunctional display

* For a complete list of options, please contact your nearest dealer.



DOWNLOAD
SPEC SHEET

NPS20-30N2 SIT-ON POWER

High levels of ergonomics, comfort and compact manoeuvrability are combined in our **NPS20N2** and **NPS30N2** sit-on power pallet trucks. Key benefits include improved operator performance, faster operations and higher storage densities.



COMFORTABLY EQUIPPED FOR INTENSIVE INTERNAL TRANSPORT, THESE POWERFUL TRUCKS CAN RAPIDLY MOVE HEAVY AND LONG LOADS OVER LARGE DISTANCES.

They're also compact and highly manoeuvrable for operation in narrow aisles and high-density storage areas. Their versatility meets a variety of production, warehouse, cross-docking and other multi-shift application demands.

The two models, **NPS20N2** and **NPS30N2**, are ergonomically designed to lower operator fatigue as well as raise productivity. Contained and protected within the truck's structure, drivers can confidently make full use of its fast and agile performance. What's more, its reduced aisle width requirement frees up additional building space to store goods.

2 MODELS TO CHOOSE FROM

MODEL	CAPACITY (tonnes)	TYPE	MAX. SPEED (km/h)	VOLTS/ Ah
NPS20N2	2.0	Sit-on	10.0/12.0*	24 / 575 - 775
NPS30N2	3.0	Sit-on	9.0/12.0*	24 / 575 - 775

(* Option)

OPTIONS INCLUDE*

- Lead-acid or fully integrated Li-ion battery
- Increased drive speed
- 360-degree steering
- Multifunctional display
- Overhead guard
- Electrically adjustable floor height (70 mm)

* For a complete list of options, please contact your nearest dealer.

ALL MODELS EASY SERVICE ACCESS



THE POWER PALLET RANGE HAS BEEN DESIGNED FOR EASY MAINTENANCE AND SERVICING.

All trucks benefit from easily opened panels and covers for quick service access to all components.

Although the powerful AC drive motors are virtually maintenance-free, built-in diagnostics monitor truck performance to minimise essential servicing downtime.

Battery exchange is also quick and easy, and may be avoided altogether if you choose the lithium-ion (Li-ion) option now available on all our power pallet trucks.

Your dealer can advise you on the most efficient specification to suit your operation. More information on maintenance programmes and other dealer services are outlined in the following pages.

(Pictured clockwise from left)
Easy service access.
Battery covers open for fluid checking.
Fault code diagnosis aids fast servicing routines.

A WEALTH OF DEALER SERVICES

Wherever you are, and however hard your challenges, your local Cat lift truck dealership is there to help. Our dealers' customer support and service teams are dedicated to answering every need. They will work closely in partnership with you and your business to ensure:

- You have the right trucks and equipment for the job
- Your trucks keep on running – at optimum efficiency
- Your operation achieves maximum results

Aftersales service

Our fully equipped service vans will respond quickly to your calls. They carry specialised tools and stocks of genuine parts. Their drivers are well-trained service technicians with the latest technical information and knowledge. You can be sure of highly professional inspection, servicing and repair work.

Maintenance programmes

Carefully scheduled servicing by our factory-trained technicians will minimise downtime and extend truck life. Our individually tailored programmes also help you with accurate budgeting and control over operating costs. We can work out a maintenance plan that's right for you.

Financing options

We offer a wide range of finance plans to suit your cashflow and other circumstances. They include outright purchase, leasing and rental agreements. We can spread the cost of your trucks over their working life in the most tax-efficient way.

Fleet management

We can monitor, control and reduce your materials handling costs. We can then re-engineer your fleet to meet your needs more cost-effectively. Our optional benefits for national or multinational operations include: service contracts; training and safety programmes; fleet audits; application surveys; centralised billing; cost analysis and reporting.

Parts supply

Parts availability is crucial to maintaining productivity. Our 'full line, first pick' rate is the best in the industry. It currently stands at 97%. For current models it's even higher.

Dependable support

You can depend on our dealerships. They, in turn, can depend on the support, expertise and resources of our global organisation. Together we'll do whatever it takes to make your business stronger.



For more information about Cat power pallet trucks, or the rest of our comprehensive range, please contact your Cat lift truck dealer or visit www.catliftruck.com.

Whatever materials handling equipment you need, our global network of Cat lift truck dealers is equipped to provide the solution.

Our constant investment in selecting, developing and supporting our dealer network ensures you receive not just the best equipment but the best service, advice and support in the industry.

LET'S DO THE WORK.™



**WATCH
VIDEOS**



**DOWNLOAD
OUR APP**

www.catliftruck.com

©2024, MLE B.V. (registration no. 33274459). All rights reserved. CAT, CATERPILLAR, LET'S DO THE WORK, their respective logos, "Caterpillar Corporate Yellow", the "Power Edge" and Cat "Modern Hex" trade dress as well as corporate and product identity used herein, are trademarks of Caterpillar and may not be used without permission. Printed in The Netherlands. NOTE: Performance specifications may vary depending on standard manufacturing tolerances, vehicle condition, types of tyres, floor or surface conditions, applications, or operating environment. Trucks may be shown with non-standard options. Specific performance requirements and locally available configurations should be discussed with your Cat Lift Trucks Dealer. Cat Lift Trucks follows a policy of continual product improvement. For this reason, some materials, options and specifications could change without notice.

WEBC2510

(10/24)

CAT®